



*Drought Response
Bulletin
December 2022*



Kenya Drought Response Dashboard



(+254) 741 845 578 / (+251) 911 806 458



<https://sndafrika.org>



info@sndafrika.org

GEOGRAPHICAL FOCUS:

MARSABIT, SAMBURU & ISIOLO COUNTIES

IN SUMMARY



2,809

Households reached with Cash



14,685

Households reached with Food



345

REACHED WITH CLEAN WATER AND AQUA TABS IN SAGANTE / JALDESA AND KARARE WARDS



17,839

Total households reached with our interventions



71,356

Children reached with our interventions



107,034

Total population reached with our interventions



5,250 Liters

Total amount fuel supplied to 5 strategic Boreholes in Sagante/Jaldesa & Karare Wards, Saku Sub County



2

Strategic Boreholes Rehabilitated



832.583

Metric Tones of Cereals Distributed



118.940

Metric Tones of Pulses Distributed



66.078

Metric Tones of Veg Oil Distributed



13

Partners



3

Counties Covered



GEOGRAPHICAL FOCUS: MARSABIT



2,809 HOUSE HOLDS (HHs) REACHED WITH CASH **24,036,404 KES DISBURSED IN MARSABIT COUNTY**

Sub County	Ward	#HHs/Ward	Location	Sub Location	Villages	# of HH enroled-CT	
Sololo	Obbu	494	DF	DF	Kukub	110	
			Ambalo	Ambalo	Ambalo	133	
			Ambalo	Badanrero	Badanrero	105	
			DF	DF	Woyam	70	
	Sololo	138	Woye	Woyegoda	Aria	138	
Moyale	Butiye	168	Bori	Bori	Maeyi	56	
			Bori	Qate	Laqi	49	
			Bori	Qate	Antut	63	
	Uran	861	Rawana	Rawana	Rawana	Rawana	258
				Funan Qumbi	Funan Qumbi	Funan Qumbi	149
				Elbor	Eledimtu	Eledimtu	166
Elbor	Elleborr	Elleborr	288				
North Horr	Turbi/Bubisa	339	Tubri	Turbi	Turbi	100	
			Burgabo	Burgabo	Burgabo	239	
North Horr	Dukana	500	Dukana	Dukana	Galana	75	
					Dakabaricha	60	
					Kupi Adhi	65	
					Dololoboji	219	
					Diid Gola	81	
Saku	Sagante/Jaldesa	150	Goro-Rukesa	Goro_Rukesa	Kubi Qalo	59	
			Jaldesa	Jaldesa	Jaldesa	21	
			Dirib-Gombo	Qachacha	Dokatu	70	
	Karare	159	Hulahula	Parkishon	Parkishon	50	
			Songa	Kituruni	Kituruni	80	
				Ilpus	Ilpus	29	



GEOGRAPHICAL FOCUS: MARSABIT



14,685

HOUSE HOLDS (HHs) REACHED

Total Households reached with Food **MARSABIT COUNTY**

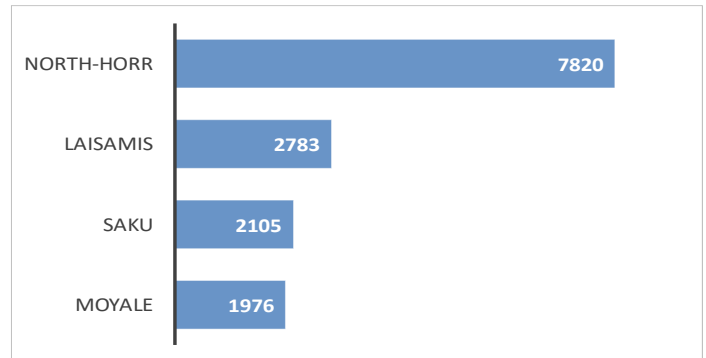


Project: SUSTAINABLE FOOD SYSTEMS PROGRAMME

9,168 HOUSE HOLDS (HHs)

REACHED IN MARSABIT Per Food Distribution Points

Sub-Counties		# of FDPs	N ^o of HH
1	Laisamis	19	2,783
2	Moyale	13	1,976
3	North-Horr	11	2,304
4	Saku	8	2,105
Total		51	9168



Project: LISHA JAMII DROUGHT RESPONSE

5,516 HOUSE HOLDS (HHs)

REACHED IN NORTH HORR Per Food Distribution Points

North Horr Wards		# of FDPs	No. of HHs
1	Turbi/Bubisa	10	1,213
2	Dukana	4	817
3	North Horr	5	1,428
4	Maikona	4	300
5	Illeret	4	1,758
Total		27	5516





9,168

Total Households reached with Food through SFSP

Project: SUSTAINABLE FOOD SYSTEMS PROGRAMME (SFSP)

Laisamis, Moyale, Saku, North-Horr

2,783 HOUSE HOLDS (HHs)

REACHED IN LAISAMIS Per Food Distribution Site (FDS)

No	Sub County	Ward	Food Distribution Sites (FDSs)	HH
1	LAISAMIS	Loiyangalani	Loiyangalani	245
2			Leyani	15
3			El-Molo bay	15
4			Gatab	332
5			Losikirachi	97
6			Civicon	15
7		Kargi/ South Horr	Ngororoi	138
8			South-Horr	126
9			Arge	187
10			Kurungu	100
11		Korr/ Ngurnit	Korr	213
12			Ballah	200
13			Soito	138
14			Ngurnit	190
15			Mpagas	51
16			Lapendera	34
17		Logologo	Logologo	412
18			Kamboe	137
19		Laisamis	Nairibi	138
Total Laisamis [19 FDSs]				2,783

1,976 HOUSE HOLDS (HHs)

REACHED IN MOYALE Per Food Distribution Site (FDS)

No	Sub County	Ward	FDS	HH
1	MOYALE	Heilu	Mansile	207
2			Kinisa	209
3		Golbo	Misa	115
4			Dirdima	100
5			Qalaliwe	161
6			Gimbe	139
7		Butiye	Teso	104
8			Bori	128
9		Obbu	Badanrero	55
10			Anona	287
11		Sololo	Wayegodha	104
12			Uran	220
13			Elebor	147
Total Moyale [13 FDSs]				1,976



GEOGRAPHICAL FOCUS: MARSABIT



9,168

Total Households reached with Food through SFSP

Project: SUSTAINABLE FOOD SYSTEMS PROGRAMME (SFSP)

Laisamis, Moyale, Saku, North-Horr

2,304 HOUSE HOLDS (HHs) REACHED IN NORTH-HORR

2,105 HOUSE HOLDS (HHs) REACHED IN SAKU

Per Food Distribution Site (FDS)

Per Food Distribution Site (FDS)

No	Sub County	Ward	FDS	HH
1	NORTH-HORR	North Horr	Burra	209
2			El Isacko	229
3		Maikona	Kalacha	420
4			Ollom	50
5			Kutur	102
6			Boke	44
7			Hurri Hillis	454
8			Kubi Koti	62
9			Bori	73
10			Shankera	247
11			Mangudho	414
Total North-Horr [11 FDSs]				2,304

No	Sub County	Ward	FDS	HH
1	SAKU	Sagante	Dirib Gombo	300
2			Boru Haro	150
3			KuBi Bagasa	150
4			Dub Goba	200
5			Goro Rukesa	350
6		Karare	Karare	402
7			Songa	320
8			Kituruni	233
Total Saku [8 FDSs]				2,105



GEOGRAPHICAL FOCUS: MARSABIT



5,516
Total Households reached with Food through Lisha Jamii

Project: Lisha Jamii Drought Response

Turbi / Bubisa, North Horr, Dukana, Illeret

1,213 HOUSE HOLDS (HHs)

REACHED IN TURBI / BUBISA

Per Food Distribution Site (FDS)

1,428 HOUSE HOLDS (HHs)

REACHED IN NORTH HORR

Per Food Distribution Site (FDS)

No	Sub County	Ward	FDP'S	HH
1	NORTH HORR	Turbi/Bubisa	Bubisa	259
2			Turbi	171
3			Kukub Farm	89
4			SHURR	217
5			Tigo	98
6			Horender	39
7			Mudhe	100
8			Yaa Odhola	30
9			Kambi Nyoka	89
10			Burgabo	73
11			Yaa Galbo(Satellite of Burgabo)	48
Total Turbi/Bubisa Ward [10 FDPs]				1,213

No	Sub County	Ward	FDP'S	HH
1	NORTH HORR	North Horr	Qorqa	224
2			Qorqa Dika(Satellite of Qorqa)	35
3			Malabot	259
4			Barambate	126
5			North Horr	178
6			Konon Gas	8
7			El Gufu	39
8			El Mudha	20
9			Elboru Magadho	78
10			El Isacko Mala	80
11			Elbeso	251
12			Galas	104
13			Horri Gudha/Burra	26
Total North Horr Ward [5 FDPs]				1,428

817 HOUSE HOLDS (HHs)

REACHED IN DUKANA

Per Food Distribution Site (FDS)

1,758 HOUSE HOLDS (HHs)

REACHED IN ILLERET

Per Food Distribution Site (FDS)

No	Sub County	Ward	FDP'S	HH
1	NORTH HORR	Dukana	Balesa	178
2			Dukana centre	380
3			Balesaru	129
4			El Hadi	130
Total Dukana Ward [4 FDPs]				817

No	Sub County	Ward	FDP'S	HH
1	NORTH HORR	Illeret	Illeret centre	884
2			Sieslucho	350
3			Lomadang	176
4			Elbokoch/Nangolei	348
Total Illeret Ward [4 FDPs]				1,758



THEMATIC FOCUS

- 1. WASH
- 2. Emergency Response

GEOGRAPHICAL FOCUS: MARSABIT & SAMBURU



2 Strategic Boreholes
Rehabilitated



5,250 Liters

Total amount of fuel supplied to 5 strategic Boreholes in Sagante/ Jaldesa & Karare Wards, Saku Sub County

Borehole Rehabilitation		
Samburu	Lchingei Borehole	Solarization and Fencing
Marsabit	Gudas Borehole	Solarization and Fencing





Ethiopia *Drought Response* *Dashboard*



(+254) 741 845 578 / (+251) 911 806 458



<https://sndafrika.org>



info@sndafrika.org

GEOGRAPHICAL FOCUS

SOUTHERN ETHIOPIA

IN SUMMARY



1,176 Households reached with Cash
5,292,000 Birr disbursed in Moyale and Miyo Districts



4,939 Children reached with our interventions



7,056 Total population reached with our interventions



258 Total HouseHolds reached with our interventions

At a rate of 10.59 Bales of Hay and 90 KG Furushka / HH



9

Kebeles Covered

GEOGRAPHICAL FOCUS

Miyo District

Miyo District					
Boku Badiya		Silal Boku		Dibandib	
Male Headed HHs	71	Male Headed HHs	71	Male Headed HHs	45
Female Headed HHs	60	Female Headed HHs	28	Female Headed HHs	55
Total HHs Reached	131	Total HHs Reached	99	Total HHs Reached	100
Total Beneficiaries	786	Total Beneficiaries	594	Total Beneficiaries	600

Total House Holds Reached	330
Total Beneficiaries Reached	1980
Total Children reached	1386
Total Female Adults reached:	396
Total Male Adults Reached	198

GEOGRAPHICAL FOCUS

Moyale District

Total House Holds Reached	846
Total Beneficiaries Reached	5076
Total Children reached	3553
Total Female Adults reached:	1015
Total Male Adults Reached	508

Hararsame		Lalab Ije		Malab	
Male Headed HHs	28	Male Headed HHs	40	Male Headed HHs	50
Female Headed HHs	116	Female Headed HHs	80	Female Headed HHs	109
Total HHs Reached	144	Total HHs Reached	120	Total HHs Reached	159
Total Beneficiaries	864	Total Beneficiaries	720	Total Beneficiaries	954

Argane		Fugugi		Dambi Chame	
Male Headed HHs	75	Male Headed HHs	68	Male Headed HHs	65
Female Headed HHs	85	Female Headed HHs	74	Female Headed HHs	56
Total HHs Reached	160	Total HHs Reached	142	Total HHs Reached	121
Total Beneficiaries	960	Total Beneficiaries	852	Total Beneficiaries	726







OUR PARTNERS



EUROPEAN UNION




How You Can Help

Send Donation
 Your donation today can save a life



Volunteer with us
 We are looking for skilled volunteers globally



Campaign
 Campaign for our cause

Contact Us

Visit us today

Visit us on our social media handles to learn more about us...



(+254) 741 845 578 / (+251) 911 806458



Email

info@sndafrica.org



Website

<https://sndafrica.org>



Facebook & Twitter

[@SNDAfrica](https://www.facebook.com/SNDAfrica)



You Tube

Strategies for Northern
Development – SND Africa



(+254) 741 845 578 / (+251) 911 806 458



<https://sndafrica.org>



info@sndafrica.org